


## 课堂用语 Classroom Expressions

 01-9			
上课!	Shàng kè!	Class begins!	
下课!	Xià kè!	Class is over!	
现在休息!	Xiànzài xiūxi!	Take a break now!	
看黑板!	Kàn hēibǎn!	Look at the blackboard!	
跟我读!	Gēn wǒ dú!	Read after me!	

## 汉字 Characters

### 1 汉字的笔画 (1): 一、丨、丿、丶、㇇

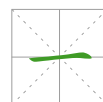
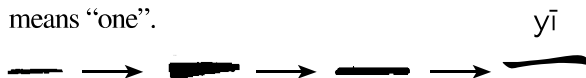
Strokes of Chinese Characters (1): 一, 丨, 丿, 丶, ㇇

笔画名称 Stroke	运笔方向 Direction	例字 Example Characters
 横 héng horizontal		一 yī one 二 èr two
 竖 shù vertical		十 shí ten 工 gōng work, labor
 撇 piě left-falling		人 rén human 八 bā eight
 点 diǎn dot		不 bù no, not 六 liù six
 捺 nà right-falling		大 dà big 天 tiān sky

### 2 认识独体字 Single-Component Characters

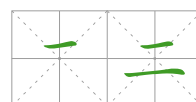
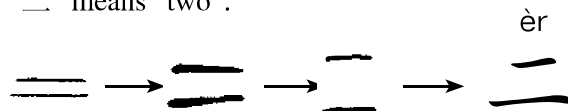
(1) “一”，是汉字的基本笔画，也可单独成为汉字表示数量“1”。

“一” is one of the basic strokes of Chinese characters. The single-component character “一” means “one”.



(2) “二”，表示数量“2”。

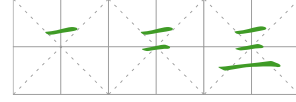
“二” means “two”.



(3) “三”，表示数量“3”。

“三” means “three”.

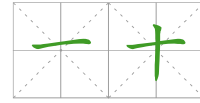
三 → 三 → 三 → 三 <sup>sān</sup>



(4) “十”，表示数量“10”。

“十” means “ten”.

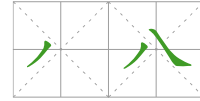
丨 → 丨 → 十 → 十 <sup>shí</sup>



(5) “八”，表示数量“8”。

“八” means “eight”.

八 → 八 → 八 → 八 <sup>bā</sup>



(6) “六”，表示数量“6”。

“六” means “six”.

宀 → 宀 → 六 → 六 <sup>liù</sup>

